

Data Sheet

Danfoss Link™ CC - Central Controller

Application



Danfoss Link™ CC is the central control point in a Danfoss Link™ system.

The Danfoss Link™ system is used for wireless linking and control of heating systems in residential and light commercial buildings.

Danfoss Link™ CC communicates wirelessly with all other Danfoss Link™ units in the installation. A single Danfoss Link™ CC can control up to 30 rooms and be connected to a total of 50 devices. It is equipped with a user friendly colour touch screen display with easy and common functions to operate.

- Control of the daily heating schedule for each room. Adjustments are easy and quickly done.
- The away function makes it possible easy to leave the house for longer or shorter periods. Simply plot in the away-period and the Danfoss Link™ system automatically adjusts temperatures in the building.
- In case the need of assistance a context sensitive help guide assists on every screen image.
- With continuous development of new software updates to the system can be installed in to the Danfoss Link™ CC by using a common MiniSD Card.

Devices to be connected to Danfoss Link™ CC are:

- Danfoss *living connect* - radiator thermostat
- Danfoss Link™ HC - Hydronic Controller for controlling manifolds valves for floor heating
- Danfoss Link™ RS - Room Sensor to measure room temperature
- Danfoss Link™ PR - Plug in Relay for switching of heating elements or other electrical equipments ON/OFF, either manually or by schedule
- Danfoss Link™ HR - Hidden Relay for switching of heating elements or other electrical equipments ON/OFF, either manually or by schedule
- Danfoss Link™ CF-RU - Repeater Unit for extending transmission range between Danfoss Link™ CC, *living connects*, Room Sensors and other connected components

Ordering

Product	Code no.
Danfoss Link™ CC for PSU (Plug-in Supply Unit)	014G0150
Danfoss Link™ CC for NSU (Net Supply Unit)	014G0151


Accessories	Code no.
Danfoss Link™ PSU (Plug-in Supply Unit)	014G0260
Danfoss Link™ NSU (Net Supply Unit)	014G0261
Danfoss Link™ BSU (Battery Supply Unit)	014G0262

Technical Data


Danfoss Link™ CC - Central Controller

Operating voltage	15 VDC +/-10%
Standby power consumption	Max 2 W
Screen	3.5 TFT colour w. touch
Ambient temperature	-10 to +35°C
Transmission frequency	868.42 MHz
Transmission range in normal buildings	Up to 30 m
Max number of repeaters in a chain	3
Transmission power	Max. 1 mW
IP Class	21
Dimension (H/W/D)	125 mm × 107 mm × 25 mm


Danfoss Link™ PSU

	Operating voltage	100 - 250 VAC, 50/60 MHz
	Output voltage	15 VDC +/- 10%
	Standby power consumption	Max. 0.15 W
	Max. load	10 W

Danfoss Link™ NSU

	Operating voltage	100-250 V AC 50/60 MHz
	Output Voltage	15 V DC +/-10%
	Standby power consumption	0.75 W
	Cable length	2.5 m
	Max load	10 W

Danfoss Link™ BSU

	Battery, type	AA Alkaline
	Battery, required	10 pcs.

Danfoss A/S
 Heating Solutions
 Haarupvaenget 11
 8600 Silkeborg
 Denmark
 Phone: +45 7488 8000
 Fax: +45 7488 8100
 Email: heating.solutions@danfoss.com
www.heating.danfoss.com

Danfoss can accept no responsibility for possible errors in catalogues, brochures and other printed material. Danfoss reserves the right to alter its products without notice. This also applies to products already on order provided that such alterations can be made without subsequential changes being necessary in specifications already agreed. All trademarks in this material are property of the respective companies. Danfoss and the Danfoss logotype are trademarks of Danfoss A/S. All rights reserved.